

News

The British Aerosol Manufacturers' Association has released its 2025 UK aerosol filling figures, reporting overall stability in the sector despite a dip of 2% from 2024.

BAMA Chief Executive, Patrick Heskins says: "Although we have seen small declines in some categories, the figures pertain to a normal business cycle in a very mature market. As wider market challenges persist, it is encouraging to see consumers consistently opting for the aerosol packaging format."

Personal care

Personal care was again the dominant sector in UK aerosol filling. Having shown growth in 2024, deodorants and antiperspirants were down by 5% and 1.5% in 2025. However, shaving preparations provided a boost with a 10% rise from the previous year, continuing steady year-on-year growth and serving as an indication of an ongoing move towards more clean shave trends.

Household products

The filling of household products reveals an overall increase from 2024. Strengthening the numbers were starches and fabric sprays which rose by 22%. While furniture polish also showed a sharp increase from the previous year, the shift upwards is likely attributed to previous figures being reported in the hard surface cleaner category. Following a drop in air fresheners filled in previous years, there was a small rise of 0.3% in 2025.

Other notable changes include a 16% drop in the paints and lacquers category, and an increase of almost 10% in insecticide sprays. The market share for aluminium and tinplate was 67% for aluminium, and 33% for tinplate in 2025, conveying the ongoing trend of aluminium as the dominant choice of material for aerosol cans.

Category breakdown for 2025

Category	Total 2025 (millions)
Insecticide sprays	8,551
Paints and lacquers	21,763
Air fresheners	121,773
Polish	22,950
Shoe and leather treatment	1,898
Starches, fabric finish sprays	6,400
Oven cleaners	1,067
Hard surface cleaners	4,120
Other household products	17,302
Shaving preps	155,797
Haircare	132,925
Perfumes and colognes	8,203
Deodorants/body sprays	248,881
Antiperspirants	500,681
Other personal care products	13,289
Suntan and artificial bronzing products	4,893
Medical and pharmaceutical products	28,198
Veterinary and pet care products	2,971
Automotive products	44,646
Industrials aerosols	61,489
Food products	30
Miscellaneous	9,861
Total	1,417,688

2023, 2024, 2025 comparisons

Total 2023
1.42 billion

Total 2024
1.44 billion

Total 2025
1.42 billion

British Aerosol Manufacturers' Association
1 Viewpoint, Babbage Road, Stevenage SG1 2EQ
Tel: +44 (0)1438 583583 | Email: enquiries@bama.co.uk

www.bama.co.uk

 @BAMA_aerosol  bama_aerosol

 British Aerosol Manufacturers' Association

A company Limited by Guarantee No. 01763228

BAMA – working together for a **sustainable** aerosol industry

UK Aerosol Filling Figures 2025



UK AEROSOL FILLING FIGURES 2025

TOTAL: 1.42 BILLION


Personal care



Household



Industrial aerosols



Paints and lacquers



Medical and pharmaceutical



Automotive




Insecticides sprays




Veterinary and pet care



Food



Miscellaneous



Key filling stats 2025

Total production fell 2% from 2024.

Personal care

- Shaving preparations rose 10%, continuing steady year-on-year growth.
- Deodorants and antiperspirants dipped slightly from 2024, down 5% and 1.5% respectively.
- A near 25% increase in perfumes and colognes from 2024.

Household

- A notable increase of almost 22% in starches and fabric sprays compared to 2024.
- Furniture polish showed a significant sharp rise, likely reflecting earlier figures reported in the hard surface cleaner category.
- While alternative home fragrance options had previously reduced air freshener volumes, 2025 saw a slight uptick of 0.3%.

Technical

- Paints and lacquers dropped by around 16% from 2024.

Insecticides

- Grew by almost 10%.

Aluminium v tinplate split

- The ongoing preference for aluminium continues with 62% in 2024, compared to 67% in 2025.

Market share split

● Aluminium ● Tinplate

